

Windows 11 Tutorial



Part 1

PC Requirements

Minimum Requirements

- **4 GB RAM**
- **64 GB or larger storage**
- Intel, AMD, or Qualcomm CPU that is on Microsoft's whitelist
- UEFI firmware, Secure Boot capable
- TPM 2.0
- DirectX 12 compatible i/dGPU with WDDM 2.0 or later driver.
- 720p or better display that can accept 8 bits per color channel. 6-bit display with dithering is permitted, as long as Windows can send images to it in 8 bits.

Microsoft Account Sign-in

Why you might need a Microsoft account

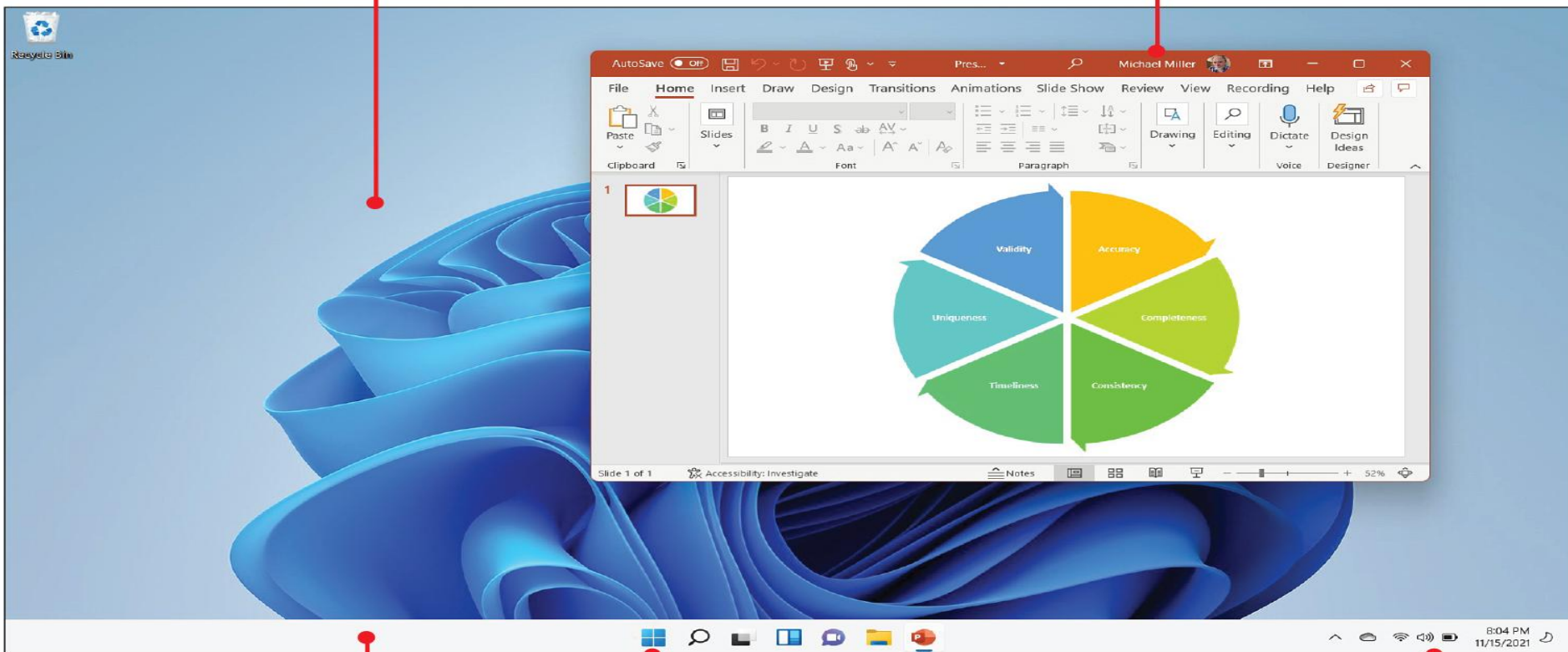
- To link your Windows 11 digital license to your account
- To use advanced features like Co-Pilot
- To sync your settings, files, and photos across devices
- To access Microsoft services like Office, OneDrive, and the Microsoft Store

Why you might want to use a local account

- You want to install Windows 11 on a child's computer
- You want to install Windows 11 on a computer you plan to sell or donate
- You prefer to maintain your privacy

Desktop

Open app window




Taskbar

Start
button

Notification area

Taskbar



WIDGETS

Start Menu

Search

Task View

Programs

Notification Area

What is a widget?

A widget is a small card that runs on your [Windows 11](#) desktop and gives you quick access to a favorite app or feature. It can display dynamic weather information, news headlines, calendar appointments, sports scores, and more.

Your personalized widgets are displayed in your widgets board, which you can find by hovering over or selecting the weather icon in your taskbar or selecting **Windows logo key + W**. Customize your widgets board to show you snippets of information you want at a glance with minimal interruption to your workflow.

Search

Use the search box to find your apps, files, settings, [help](#), and more on Windows—plus unlock the power of the web with quick access to online information like time zone conversions, fact lookup, trending searches, and search results for navigating to websites faster. You can also use Search to find files and people in your work or school organization through Microsoft [Search](#).

Taskbar Programs

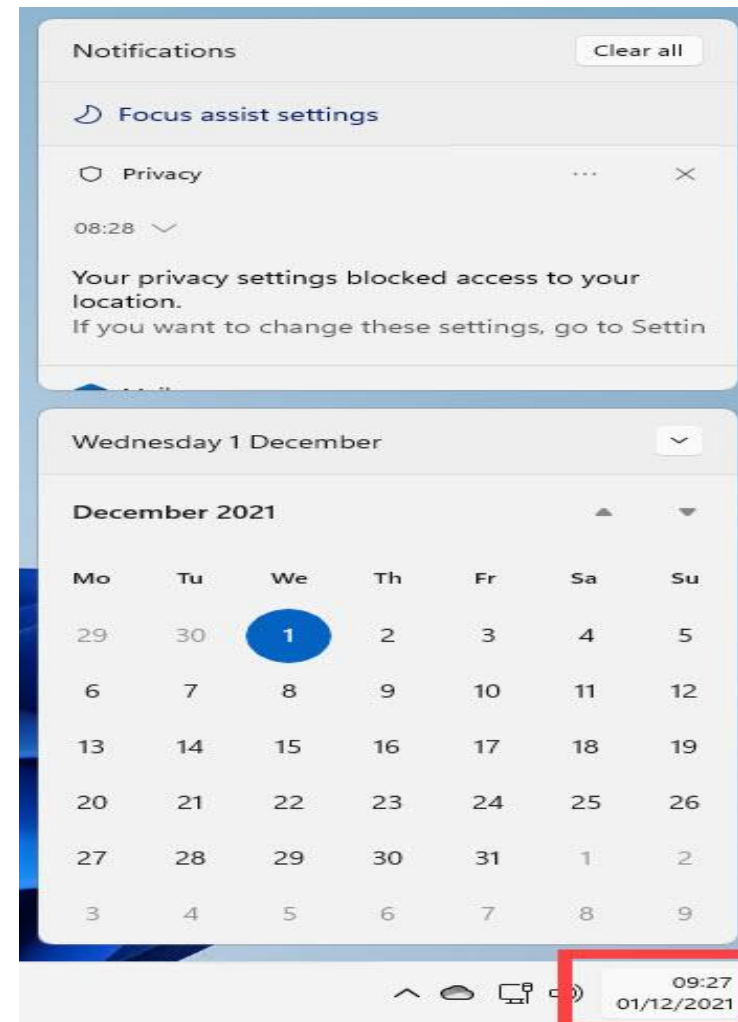
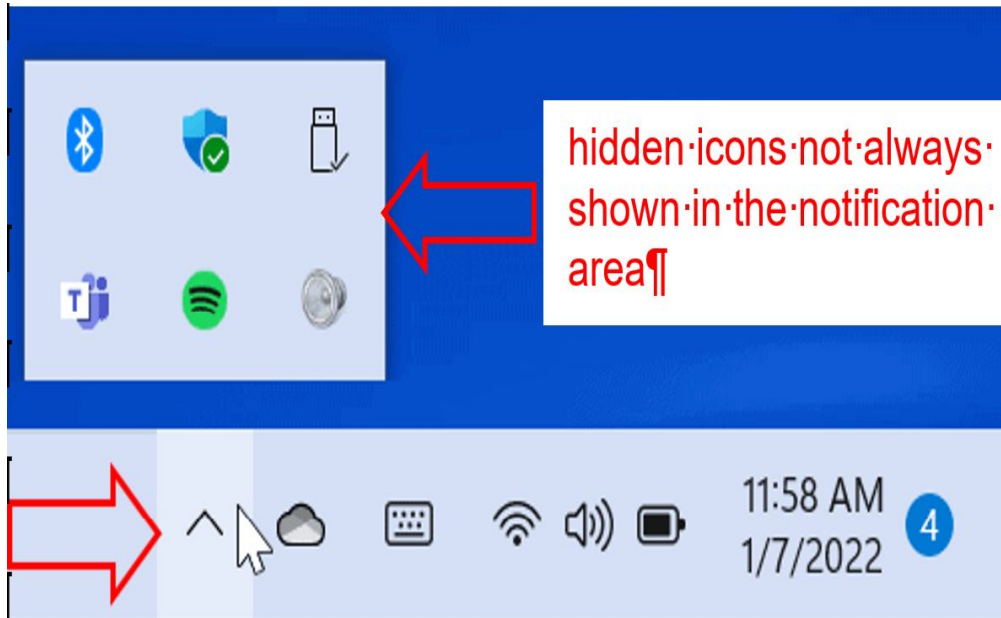
Taskbar programs are applications and documents that are pinned to the taskbar. The taskbar is a part of the Windows operating system that gives users quick access to their programs, applications, and settings.

The tiny dot under a program means the program is running.

How to pin a program to the taskbar

1. Open desired program
2. Right click on the program in the task bar
3. Click “pin to taskbar”

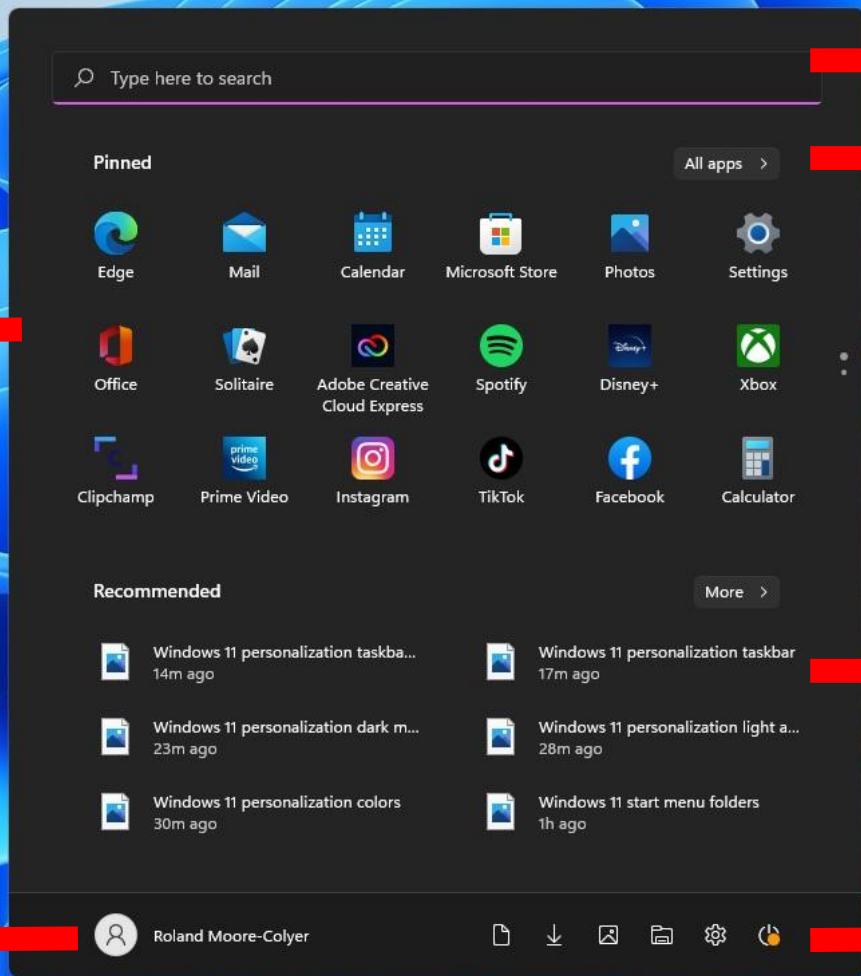
Notification Area



Start Menu

Pinned Apps

Search



Account

Recent Files

Folder Libraries

Settings App



The Windows Settings app is a tool that lets users manage their computer's settings, connected devices, and user preferences



System

- Display
- Power
- Recovery
- Clipboard

Personalization

- Taskbar
 - Taskbar Behaviors
- Start
- Background / Lockscreen

Time & Language

- Date & Time
- Speech

Bluetooth & Devices

- Devices
- Printers
- Mouse

Apps

- Installed Apps
- Default Apps

Accessibility

- Text Size
- Mouse & Pointer
- Text Cursor
- Magnifier
- Audio

Network & Internet

- Ethernet
- Wi-Fi

Accounts

- Email & Accounts
- Sign-in options
- Other Users
- Windows Backup

Windows Update

- System Update

Windows Security



Microsoft Defender Antivirus

A next-generation protection solution that comes with Windows 11, Microsoft Defender Antivirus is real-time, always-on antivirus protection.



Microsoft Defender SmartScreen

If a website, application, or download is potentially malicious and could harm your computer, SmartScreen will warn you.



Windows Firewall

With Windows Firewall, unwanted traffic is blocked from entering your PC.



Bluetooth protection

Whether you're using Bluetooth headsets, mice, keyboards, or other wireless accessories, you can feel confident that it's a secure connection.



Secure Wi-Fi

Windows Wi-Fi supports industry standardized authentication and encryption methods, to help keep you safe no matter where you connect—even on public networks.



Virtual private networks (VPN)

A VPN, or virtual private network, is a secure tunnel connecting your PC and the internet. A variety of VPN apps are available in the [Microsoft Store](#).

Safety where you need it

All Microsoft Store apps are verified for security, so you can trust what you install.



Family Safety

Manage your family's digital safety with screen time limits, content filters, activity monitors, and location sharing.⁵

[Download it now >](#)



Microsoft Edge

Built-in security features help fend off online threats as you safely browse the web with Microsoft Edge.⁶

[Try Edge today >](#)



OneDrive

Cloud-based file and photo protection helps you securely store, share, and sync your stuff across devices.⁷

[Create a free account >](#)



Microsoft Defender

Microsoft Defender^{8,9} works with Windows Security to protect your PC and gives you advanced protection across devices.

[Download now >](#)